


Welcome on board

BIOART's SYMPOSIUM & BIOART's Final Network Meeting



ESAO Congress - 14-15 September 2016
Warsaw, Poland


BIOART is coming to an end! BIOART's Final Event was held during the ESAO Congress in Warsaw, Poland, on September 15th, 2016, as a **specific thematic symposium**, open to all ESAO participants. ESAO is the European Society for Artificial Organs.

The day before, most of BIOART's Fellows and supervisors got together for the project's **Final Network Meeting**.

Have a look at the **pictures** made during the 2 days and read the **Fellows' feedback** on their participation to the ESAO Congress.



BIOART Fellows Aniela SKRZYPCZYK (left) and Dr. Antonietta MESSINA (right) standing in front of the ESAO Congress poster



Prof. Dimitrios STAMATIALLIS, BIOART's coordinator, introducing the Network during BIOART's symposium.



BIOART's Final Network Meeting - 14 September 2016



All the **BIOART Fellows** who made the trip to Warsaw got to present their work in progress and latest findings.



Dmytro SNISARENKO



Michele FEDECOSTANTE



Dr. Antonietta MESSINA



Seyed Danial NAGHIB



Aniela SKRZYPCZYK



Haysam AHMED



Ilona KRYSTEL



BIOART's SYMPOSIUM at ESAO - 15 September 2016

The symposium started by BIOART's coordinator presenting the network and was followed by 5 talks.



Prof. C. LEGALLAIS – BIOART Supervisor



Denys PAVLENKO

- **“Introduction of the BIOART Initial Training Network.”**
Prof. D. STAMATIALIS, University of Twente – NL
- **“Novel membranes for blood purification”**
Denys PAVLENKO, University of Twente – NL
- **“Microencapsulation of hepatic spheroids for bioartificial liver application.”**
Prof. C. LEGALLAIS, University of Compiegne – FR

Warm thanks to Denys, who kindly made most of the pictures displayed here, and to Michele, who took those featuring Denys!

BIOART's SYMPOSIUM at ESAO - 15 September 2016



Milos MIHAJLOVIC



Shervin KHAPOUR



Dr. Valentina STRUSI



BIOART Fellows' Feedback on their participation to ESAO Congress




It's hard to tell which part of the congress was the most interesting. I'll list three points, which I found to be the most memorable.

Firstly, the **plenary lecture of Prof. Vienken**. It is **always inspiring** to listen to a talk given by the person who has such a huge experience in the domain of your research. This relatively short speech summarized a 30-year scientific path in the understanding of biocompatibility. It was simply amazing to be guided through the milestones and the main problems, which were encountered by the scientific community over the last decades.

Secondly, the **session on "Adsorption and Uremic Toxins"**. As usual, it's **wonderful to learn new approaches** in this domain and to be introduced to novel concepts and new achievements in this field of research.

Finally, I really enjoyed the **session titled: "Changing Perspectives in Extracorporeal Treatment"**. Since the presentations were made by the representatives of academy, industry and clinics, it was indeed great to hear the vision of current problems and solutions related to extracorporeal treatment from three different viewpoints.

Dmytro SNISARENKO – WP1



- It was a pleasure to participate in the ESAO Congress as it is a small society/congress, so you always feel at "home" somehow.
- Great speakers gave great talks. It was a nice state of the art overview for the bio-artificial organs field.
- I had the chance to get to know other young researchers in the field.
- It was also the chance to meet the Bioart fellows again -the real networking thing :) – where I could **discuss possible collaborations**.

Michele FEDECOSTANTE – WP2

The idea of combining our final BIOART meeting with the XLIII Annual Congress of the European Society for Artificial Organs was really well-considered. We got the chance to share the final results of our work with the other BIOART members, while having time to get an insight into the state-of-art technologies in the field of artificial organs. It was a **great opportunity to discuss our plans, ideas and outcome of our work** for the last time within the BIOART network. It was also the moment to sum up all the achievements of all BIOART members, which are quite impressive. Sadly it was also the time to say goodbye to the Bioartists, at least for a while, since the **further collaboration options** have been already a point of our discussions.

During the XLIII Annual Congress I was specifically interested in the field of bioartificial liver and pancreas, which are currently the topics of my research. **Particularly informative and useful for my further work** was the **special symposium 3** entitled "Artificial support of the failing liver", which helped me to open my eyes on the current obstacles in this field. Huge diversity of the topics, divided into four modules enabled us to participate in the most engaging, personally selected lectures.

For me **especially captivating was the talk of Prof. Scott Nyberg**, who became my true inspiration after the third BIOART meeting which took place in Cetraro (Italy) in 2014. Prof. Nyberg has been devoted to the field of bioartificial livers for the last twenty-five years, and his persistence and boundless curiosity has been quite often a driving force in my research career.

Ilona KRYSTEL – WP3

